



# KOTAK DIVIDEND YIELD FUND

An open-ended equity scheme predominantly investing in dividend yielding stocks

**Investment Objective:** The investment objective of the scheme is to generate long-term capital appreciation and/or dividend distribution by investing predominantly in a well-diversified portfolio of equity and equity related instruments of dividend yielding companies. However, there is no assurance that the objective of the scheme will be achieved.

<b>Fund Manager:</b>	Ms. Shibani Sircar Kurian, Mr. Abhishek Bisen
<b>AAUM:</b>	₹231.10 crs
<b>AUM:</b>	₹235.47 crs
<b>Benchmark:</b>	Nifty 500 TRI
<b>Allotment Date:</b>	January 27, 2026
<b>Folio Count:</b>	22,595

## Minimum Investment Amount

### Initial Investment

- ₹100 and any amount thereafter

### Additional Investment

- ₹100 and any amount thereafter

### Systematic Investment Plan (SIP)

- ₹100 and any amount thereafter

## Ideal Investments Horizon

- 5 years & above

## Net Asset Value (NAV)

	Regular	Direct
Growth	₹9.6211	₹9.6828
IDCW	₹9.6211	₹9.6828

(as on June 30, 2026)

## Ratios

Portfolio Turnover	0.94%
^^P/E	20.37
^^P/BV	3.05

Source: ^^Bloomberg

## Market Capitalisation\*

Large Cap	76.73%
Mid Cap	16.94%
Small Cap	3.18%
Debt & Money Market	3.15%

\*% of Net Asset

## Total Expense Ratio\*\*

<b>Regular Plan:</b>	2.45%
<b>Direct Plan:</b>	1.02%

## Available Plans/Options

A) Regular Plan B) Direct Plan

Options: Growth and Income Distribution cum capital withdrawal (IDCW) (Payout and Reinvestment)

## IDCW Frequency

Trustee's Discretion

## Load Structure

**Entry Load:** Nil. (applicable for all plans)

## Exit Load:

- For redemption / switch out of upto 10% of the initial investment amount (limit) purchased or switched in within 1 year from the date of allotment: Nil.

- If units redeemed or switched out are in excess of the limit within 1 year from the date of allotment: 1%

- If units are redeemed or switched out on or after 1 year from the date of Allotment: NIL

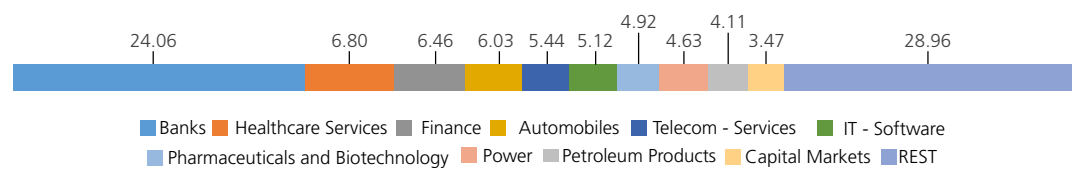
**Data as on 30th June, 2026 unless otherwise specified.**

**Folio Count data as on 31st May 2026.**

## PORTFOLIO

Issuer/Instrument	% to Net Assets	Issuer/Instrument	% to Net Assets
<b>Equity &amp; Equity related</b>		RELIANCE INDUSTRIES LTD.	3.31
<b>Banks</b>	<b>24.06</b>	HINDUSTAN PETROLEUM CORPORATION LTD	0.80
ICICI Bank Ltd.	5.96	<b>Capital Markets</b>	<b>3.47</b>
HDFC Bank Ltd.	5.32	HDFC Asset Management Company Ltd.	2.04
STATE BANK OF INDIA	3.12	BSE LTD.	1.43
BANK OF MAHARASHTRA	2.52	<b>Construction</b>	<b>3.24</b>
Axis Bank Ltd.	2.30	Larsen And Toubro Ltd.	3.24
Bank Of Baroda	2.06	<b>Chemicals and Petrochemicals</b>	<b>2.90</b>
IndusInd Bank Ltd.	1.90	SOLAR INDUSTRIES INDIA LIMITED	2.90
Ujivan Small Finance Bank Ltd.	0.88	<b>Auto Components</b>	<b>2.57</b>
<b>Healthcare Services</b>	<b>6.80</b>	BHARAT FORGE LTD.	1.78
Apollo Hospitals Enterprises Ltd.	3.02	MRF Limited	0.79
MAX HEALTHCARE INSTITUTE LTD.	2.85	<b>Beverages</b>	<b>2.49</b>
ASTER DM HEALTHCARE LTD	0.93	UNITED SPIRITS LTD.	2.49
<b>Finance</b>	<b>6.46</b>	<b>Cement and Cement Products</b>	<b>2.00</b>
Cholamandalam Investment and Finance Company Ltd.	1.90	Ultratech Cement Ltd.	2.00
SHRIRAM FINANCE LTD.	1.81	<b>Consumer Durables</b>	<b>1.87</b>
BAJAJ FINANCE LTD.	1.40	Titan Company Ltd.	1.87
Power Finance Corporation Ltd.	1.35	<b>Ferrous Metals</b>	<b>1.79</b>
<b>Automobiles</b>	<b>6.03</b>	Tata Steel Ltd.	1.79
Maruti Suzuki India Limited	2.26	<b>Aerospace and Defense</b>	<b>1.74</b>
TVS Motors Company Ltd	1.91	Bharat Electronics Ltd.	1.74
Mahindra & Mahindra Ltd.	1.08	<b>Food Products</b>	<b>1.68</b>
Hero MotoCorp Ltd.	0.78	Britannia Industries Ltd.	1.68
<b>Telecom - Services</b>	<b>5.44</b>	<b>Consumable Fuels</b>	<b>1.64</b>
Bharti Airtel Ltd	3.20	Coal India Ltd.	1.64
Indus Towers Ltd.	2.24	<b>Non - Ferrous Metals</b>	<b>1.20</b>
<b>IT - Software</b>	<b>5.12</b>	Hindalco Industries Ltd	1.20
Infosys Ltd.	1.41	<b>Agricultural, Commercial and Construction Vehicles</b>	<b>1.02</b>
Tata Consultancy Services Ltd.	1.36	ASHOK LEYLAND LTD.	1.02
Tech Mahindra Ltd.	1.25	<b>Gas</b>	<b>0.87</b>
PERSISTENT SYSTEMS LIMITED	1.10	PETRONET LNG LTD.	0.87
<b>Pharmaceuticals and Biotechnology</b>	<b>4.92</b>	<b>Oil</b>	<b>0.80</b>
Sun Pharmaceuticals Industries Ltd.	2.57	Oil & Natural Gas Corporation Ltd.	0.80
Ajanta Pharma Ltd.	1.37	<b>Equity &amp; Equity Related - Total</b>	<b>96.85</b>
Torrent Pharmaceuticals Ltd.	0.98	<b>Triparty Repo</b>	<b>3.06</b>
<b>Power</b>	<b>4.63</b>	<b>Net Current Assets/(Liabilities)</b>	<b>0.09</b>
NTPC LTD	2.81	<b>Grand Total</b>	<b>100.00</b>
Power Grid Corporation Of India Ltd.	1.82		
<b>Petroleum Products</b>	<b>4.11</b>		

## SECTOR ALLOCATION (%)



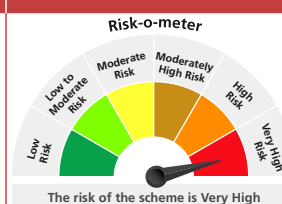
## Product Label

This product is suitable for investors who are seeking\*:

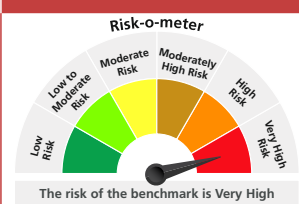
- Long-term capital growth
- Investment in portfolio of predominantly in equity & equity related securities of dividend yielding companies.

\* Investors should consult their financial advisors if in doubt about whether the product is suitable for them.

## Fund



## Benchmark



For latest Riskometer, investors may refer to an addendum issued or updated on website at [www.kotakmf.com](http://www.kotakmf.com)

\*For Fund Manager experience, please refer page 162-166 & 181-185. \*\*Total Expense Ratio includes applicable GST.

Scheme has not completed 6 months since inception

# DISCLAIMERS

## Mutual Fund investments are subject to market risks, read all scheme related documents carefully.

\*The rating indicates highest degree of safety regarding timely receipt of payments from the investments that the Scheme has made. The ratings should, however, not be construed as an indication of expected returns, prospective performance of the Mutual Fund Scheme, NAV or of volatility in its returns.

### Disclaimer on market outlooks:

The outlook provided is only a subjective understanding of an uncertain market phenomena, which may or may not occur, and may also not have any effect on the performance of the scheme, clement or otherwise. This outlook should not be construed as a reason for investment into the scheme based on prospect of future performance, which may not accrue as anticipated by the statement.

### Disclaimer on Scheme Performance(s):

Past Performance may or may not be sustained in future.

### Disclaimer of NSE Indices Limited:

The Products offered by "Kotak Mahindra Mutual Fund/Kotak Mahindra Asset Management Company Ltd" or its affiliates is not sponsored, endorsed, sold or promoted by NSE Indices Limited (NSE Indices) and its affiliates. NSE Indices and its affiliates do not make any representation or warranty, express or implied (including warranties of merchantability or fitness for particular purpose or use) to the owners of these Products or any member of the public regarding the advisability of investing in securities generally or in the Products linked to their underlying indices to track general stock market performance in India.

### Disclaimer by Asia Index Private Limited:

The BSE Sensex TRI and BSE Housing TRI, is a product of Asia Index Private Limited ("AIPL"), a wholly owned Subsidiary of BSE Limited ("BSE"), has been licensed for use by Kotak Mahindra Asset Management Company Limited. BSE® and SENSEX® are registered trademarks of BSE. These trademarks have been licensed to AIPL and sublicensed for certain purposes by Kotak Mahindra Asset Management Company Limited. Kotak BSE Sensex ETF and Kotak BSE Housing Index Fund is not sponsored, endorsed, sold or promoted by AIPL or BSE or their respective affiliates and none of such parties make any representation regarding the advisability of investing in such product(s) nor do they have any liability for any errors, omissions, or interruptions of the SENSEX."

### Disclaimer by the National Stock Exchange of India Limited:

It is to be distinctly understood that the permission given by National Stock Exchange of India Limited (NSE) should not in any way be deemed or construed that the Scheme Information Document has been cleared or approved by NSE nor does it certify the correctness or completeness of any of the contents of the Scheme Information Document.

### Disclaimer by the BSE Limited:

It is to be distinctly understood that the permission given by BSE Limited should not in any way be deemed or construed that the SID has been cleared or approved by BSE Limited nor does it certify the correctness or completeness of any of the contents of the SID.

### For details contact us at:

**KOTAK MAHINDRA ASSET MANAGEMENT COMPANY LIMITED:** 6th Floor, Kotak Infinity, Building No. 21, Infinity Park, Off Western Express Highway, Gen. A. K. Vaidya Marg, Malad (East), Mumbai – 400 097. Tel.: 91-8048893330 / 91-18003091490 Fax: 91-22-6708 2213. E-mail: mutual@kotak.com  
Website: www.kotakmf.com

**Corporate Office of Asset Management Company:** 2nd Floor, 12-BKC, Plot No C-12, G Block, BKC, Bandra (East), Mumbai - 400 051.

**CAMS Service Center:** LG3, SCO 12, Sector 16, Behind Canara Bank, Faridabad - 121 002. Email Id - camsfdb@camsonline.com